

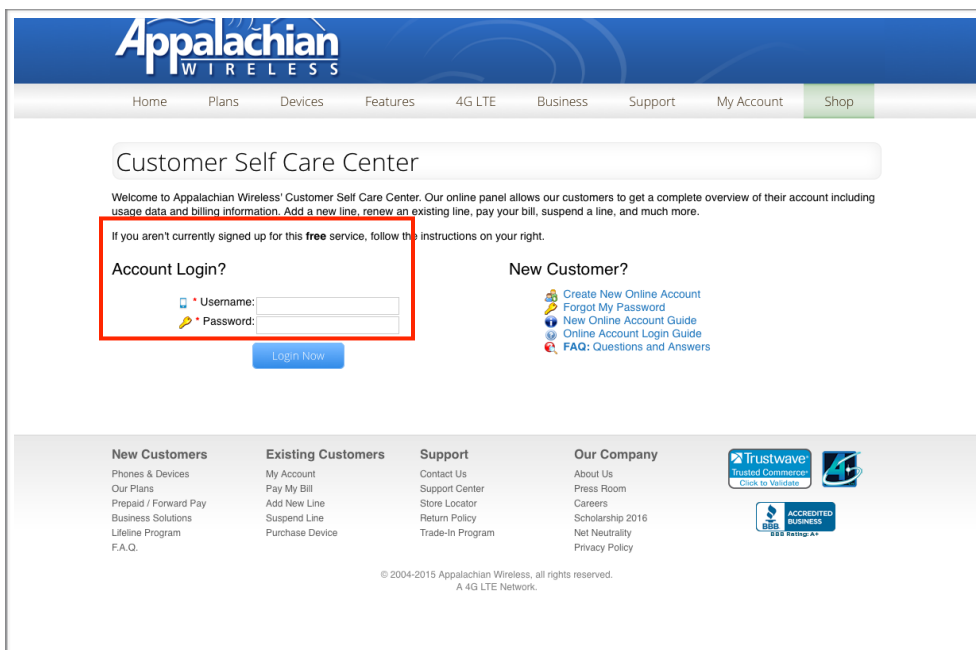
Appalachian Wireless

Employee Discounts – Email Verification

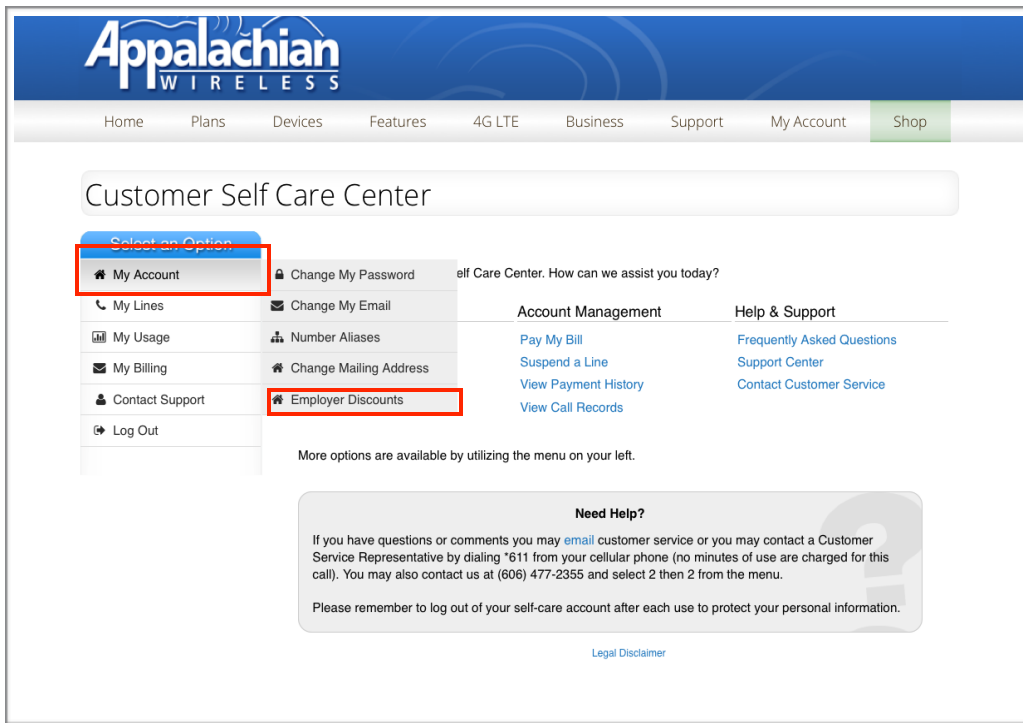
Employee discount must be set up via the “My Account” section of the Appalachian Wireless website. If you do not have an account set up, please do so now by going to www.appalachianwireless.com and selecting My Account on the top right corner.



To create an account, click on the My Account highlighted in red and follow the instructions.

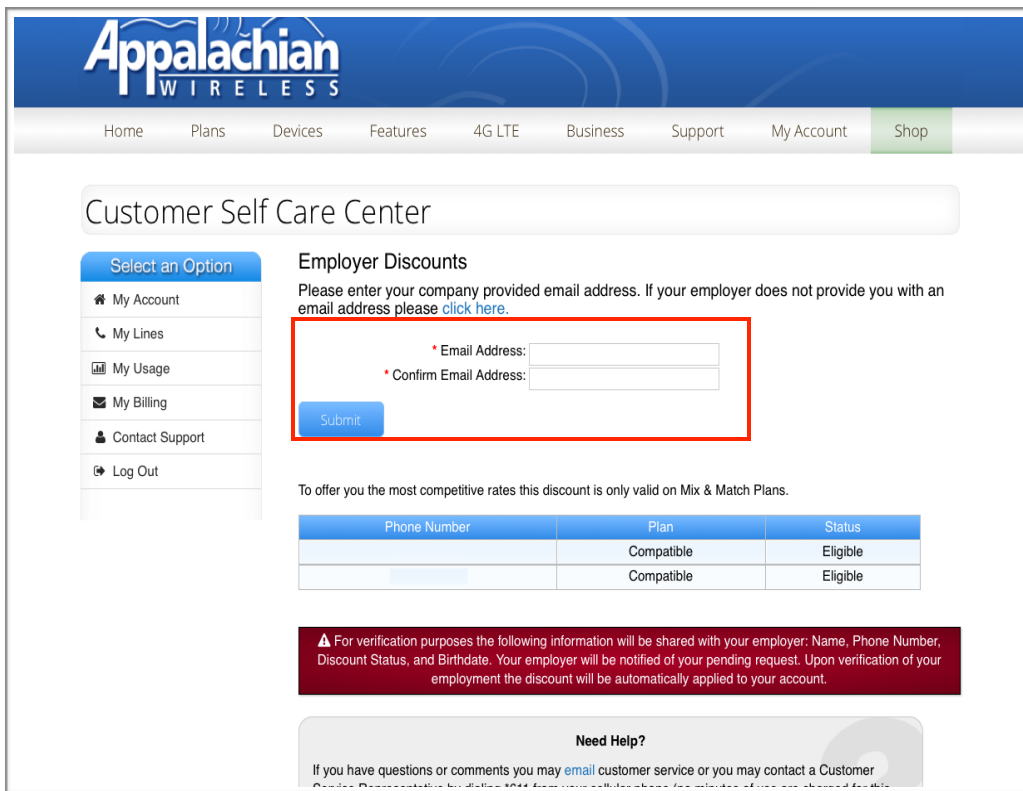


If you already have an account, please click on My Account and login to the Appalachian Wireless Self Care Center



On Menu shown on left side, please select:

- My Account
- Employer Discount



Enter your company provided email address and submit.

After submission, you will need to check your email and follow instructions in the email provided to complete the verification process.

If your current plans are NOT eligible for this discount it will be shown to you here. A message will be provided to encourage you to contact customer service to change your plans.

**If you have gone through the verification process before changing to eligible plans, you don't need to do anything. Each evening the system will be searching to see if there are any accounts that need to be updated and will place the discount on your account automatically. After 24-48 hours, you may look back onto your customer self care account to see which lines are getting the discount.